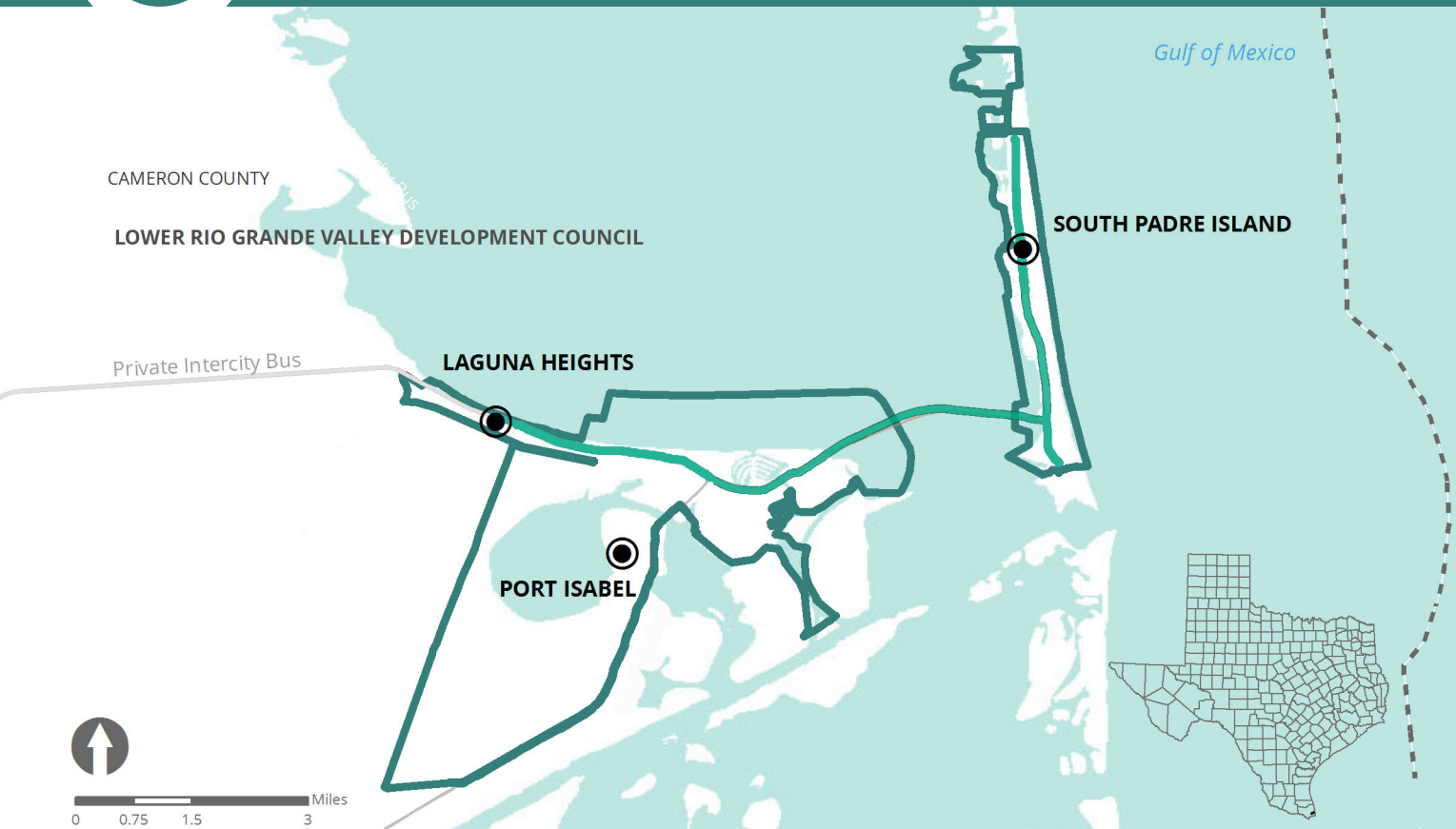




CITY OF SOUTH PADRE ISLAND



The City of South Padre Island (SPI) has served as a rural transit district for the island under Texas Transportation Code Chapter 458 since 1995 and therefore receives state funding for rural transit services. The City of SPI enters a service agreement with Port Isabel Economic Development Corporation to provide transit services to Laguna Heights and Port Isabel.

South Padre Island Metro operates deviated fixed-route bus service within the city limits of Laguna Heights, Port Isabel, and South Padre Island. Island Metro, B Metro (run by the City of Brownsville) and Metro McAllen (operated by the City of McAllen) coordinate to deliver an intercity bus service, known as RGV Metro Express, for residents to travel in Brownsville, Edinburg, Harlingen, Weslaco, McAllen, Mercedes, and South Padre Island.

Numerous local taxi companies and shuttle providers complement Island Metro's services. Valley Transit Company provides private intercity bus connection to South Padre Island.

Island Metro is administrated by the City of South Padre Island Public Transit Department and is governed by the six-member city council.



Rural Transit District

- Service Area Population¹: 8,940
- Service Area Land Area²: 10 Sq. Miles
- Unlinked Passenger Trips³: 449,898
- Revenue Fleet³: 8 Vehicles
- Transit Staff Counts⁵
 - Non-Operator: 10
 - Operator: 14



Rural Transit District Services

Service Information



Deviated Fixed-Route Transit Service

Four deviated-fixed routes available within the city limits of Laguna Heights, Port Isabel, and South Padre Island. Buses can deviate up to ¼ mile off the regular route to pick up and drop off passengers.

One-Way Fare Structure:

- Free



ADA Paratransit Service

Available in areas within 1/4 mile on both sides of the fixed-route service.

There is no time limitation on trip reservation.

One-Way Fare Structure:

- Free



Regional Bus Service (RGV Metro Express)

Three bus lines connect South Padre Island, Brownsville, Harlingen, Mercedes, McAllen, and Edinburg. This service is operated by the Lower Rio Grande Valley Development Council.

Fare Structure:

- Regular Daily: \$10.00^b
- Unlimited 30-day pass: \$200.00^a or \$100.00^b
- Reduced 30-day pass: \$50.00^c

Fare Media:



Notes:

^a RGV Metro Express only.

^b All regional systems.

^c Discounted unlimited 30-day pass for students and faculty members only, and can be used for Metro Connect only.

Operating Time (Excluding Holidays)



Operating Days by Mode



MON	TUE	WED	THU	FRI	SAT	SUN
-----	-----	-----	-----	-----	-----	-----



MON	TUE	WED	THU	FRI	SAT	SUN
-----	-----	-----	-----	-----	-----	-----



MON	TUE	WED	THU	FRI	SAT	SUN
-----	-----	-----	-----	-----	-----	-----



Operating Hours by Mode

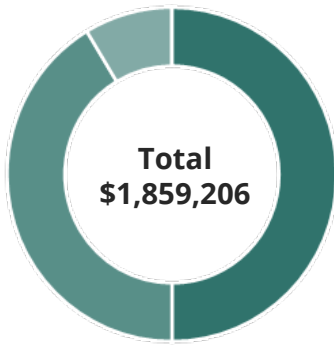




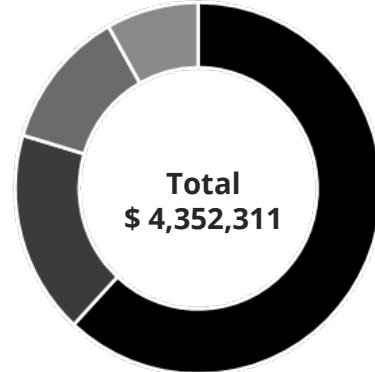
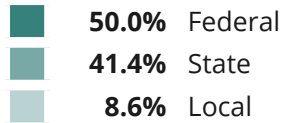
FY 2024 Financial Status³




Revenues in Fiscal Year 2024



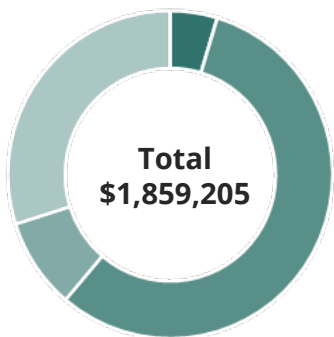
SPI



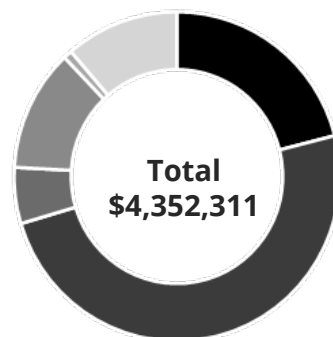
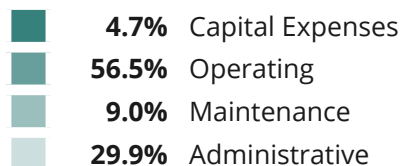
Rural Average



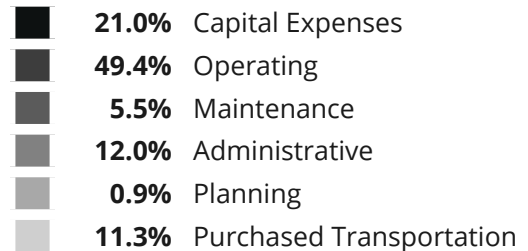
Expenditures in Fiscal Year 2024



SPI



Rural Average



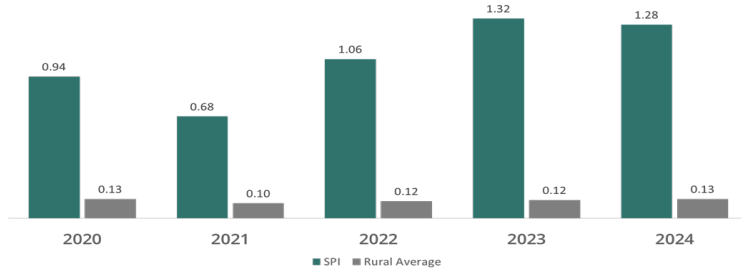


FY 2020–2024 Performance Measures³

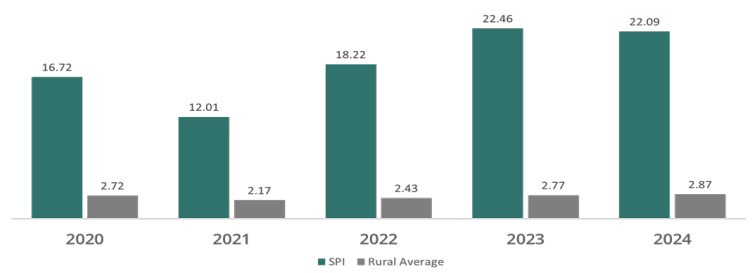


Productivity in the Past 5 Years

Unlinked Passenger Trips per Revenue Mile

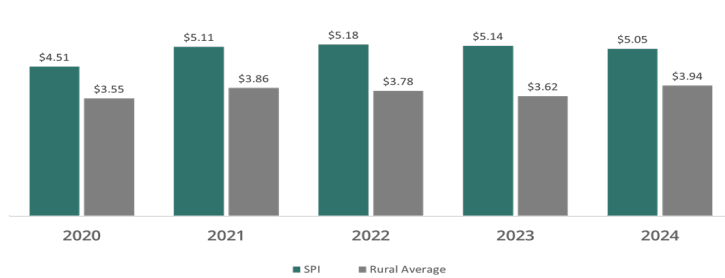


Unlinked Passenger Trips per Revenue Hour

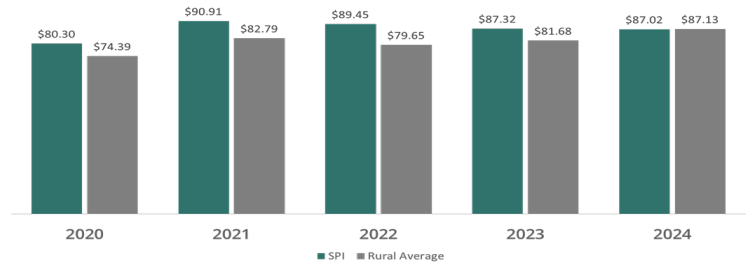


Efficiency in the Past 5 Years

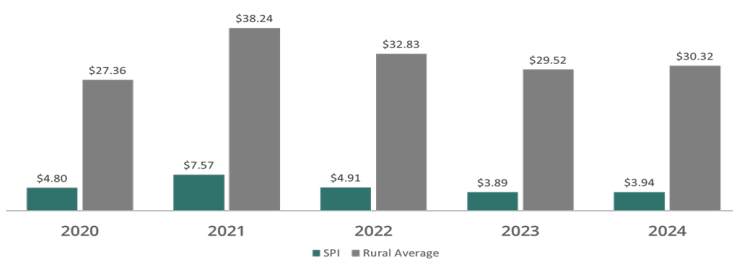
Operating Cost per Revenue Mile



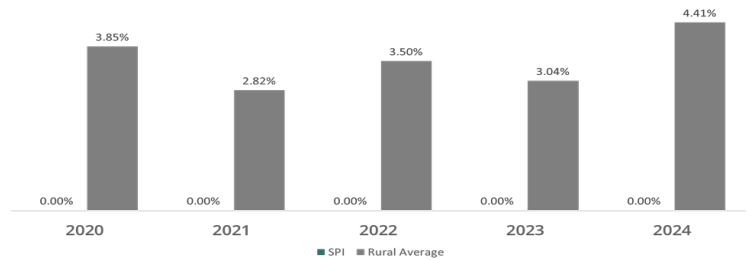
Operating Cost per Revenue Hour



Operating Cost per Passenger



Fare Recovery Ratio



Island Metro is a fare-free system.

Projects in 2025–2029⁴

Implementation Year	Project Name	Cost
2025-2026	Purchase of (3) Type-3 ADA Buses.	\$444,600.00

Data Sources:

¹ TTI estimation based on (1) the 2019-2023 American Community Survey 5-Year Estimates, and (2) the U.S. Census Bureau 2024 TIGER/Line Shapefiles.

² TTI estimation based on the U.S. Census Bureau 2024 TIGER/Line Shapefiles.

³ Texas Department of Transportation, Public Transportation Division, PTN-128 FY2020-2024 Data.

⁴ TTI survey data.

⁵ TTI survey data. Staff counts include the number of full-time employees and part-time employees as of the last day in the fiscal year. The agency reported both public agency and private contractor employees who are dedicated at least 50% to the management or operation of the public transit services described in the profile. Staff counts does not include volunteers or employees at another transit district from which service is purchased.

Last Updated:

August 2025