

The City of Brownsville serves as an urban transit district (UTD) for the Brownsville urbanized area (UZA) under the Texas Transportation Code Chapter 458 and therefore receives state funding. Brownsville Metro (B-Metro) is a department of the City of Brownsville and is governed by its City Commission and advised by a seven-member Transit Advisory Committee.

The City of Brownsville has provided public transit services, operated as Brownsville Urban System, since 1978 and rebranding itself to Brownsville Metro in 2011. B-Metro provides fixed route local bus service and ADA complimentary paratransit service. These services are primarily provided within the city limits of Brownsville. The City of Brownsville served as the lead agency for the Metro Connect Service from 2013 to 2018, and on January 1, 2019, Metro Connect services were transferred to Lower Rio Grande Valley Development Council (LRGVDC) and rebranded to RGV Metro Express. La Plaza at Brownsville Terminal facility houses the private transit providers who operate statewide, national, and international services alongside B-Metro's public transit services.



Urban Transit District

- Service Area Population¹: 211,381
- Service Area Land Area²: 322 Sq. Miles
- Unlinked Passenger Trips³: 1,302,014
- Revenue Fleet³: 32 Vehicles
- Transit Staff Counts⁵
 - Non-Operator: 7
 - Operator: 39



Urban Transit District Services

Service Information



Local Bus Service

12 bus routes available within the city limits of Brownsville.

Fare Structure:

One-Way Trip:

- Base fare: \$2.00

Fare Media:



ADA Paratransit Service

Available in areas within 3/4 mile on both sides of the fixed-route service.

Passengers must schedule their trips 1 day (and up to 7 days) in advance. Same-day trip is not guaranteed and will be rarely granted.

Fare Structure:

- One-way base fare: \$2.00
- Ticket pass: \$40.00 (20 rides)

Fare Media:



Reduced Fares for Qualified Individuals

Students - \$1.00
Seniors - \$1.00
Individuals with Disabilities - \$1.00
Military Veterans - \$1.00
Children Under 6 - FREE



ALL PASSES OFFER UNLIMITED RIDES FOR INDIVIDUALS

Day Pass - \$3.00
Weekly Pass - \$20.00
30-Day Pass - \$60.00

Reduced Passes for Qualified Individuals

Students:
Day Pass - \$1.50 Weekly Pass - \$10.00 30-Day Pass - \$30.00

Seniors:
Day Pass - \$1.50 Weekly Pass - \$10.00 30-Day Pass - \$30.00

Individuals with Disabilities:
Day Pass - \$1.50 Weekly Pass - \$10.00 30-Day Pass - \$30.00

Military Veterans:
Day Pass - \$1.50 Weekly Pass - \$10.00 30-Day Pass - \$30.00

Operating Time (Excluding Holidays)




Operating Days by Mode



MON	TUE	WED	THU	FRI	SAT	SUN
-----	-----	-----	-----	-----	-----	-----



Operating Hours by Mode

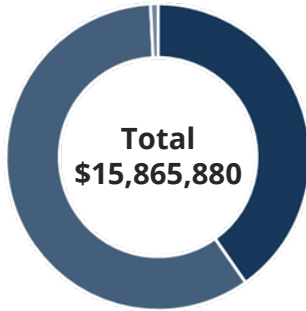


▽ Sunday Hours

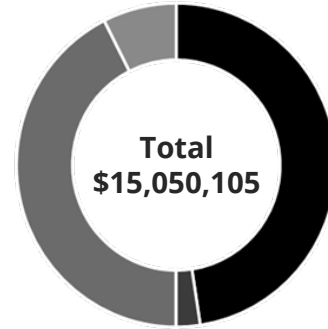
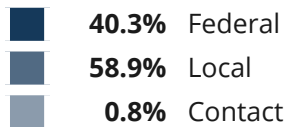


FY 2024 Financial Status³


\$+ Revenues in Fiscal Year 2024



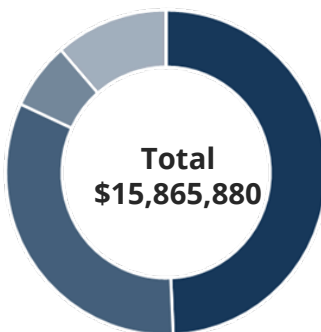
Brownsville



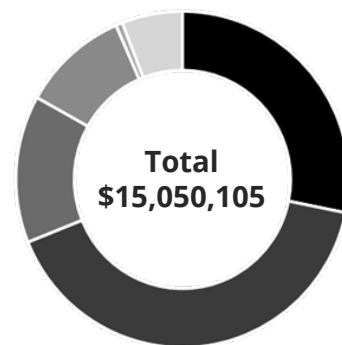
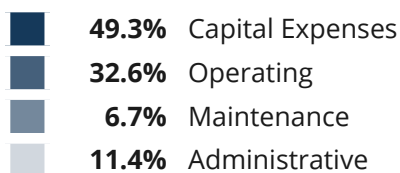
Large Urban Average



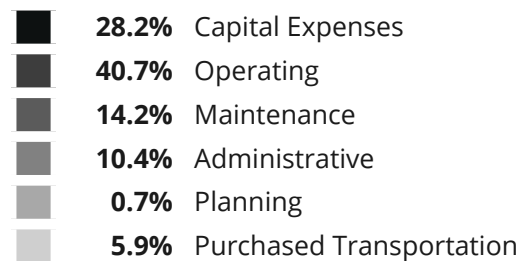
\$- Expenditures in Fiscal Year 2024



Brownsville



Large Urban Average



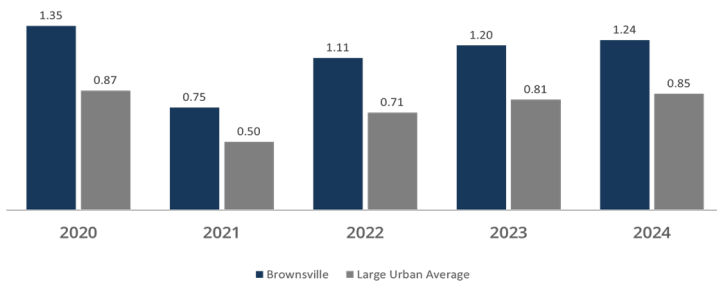


FY 2020–2024 Performance Measures³

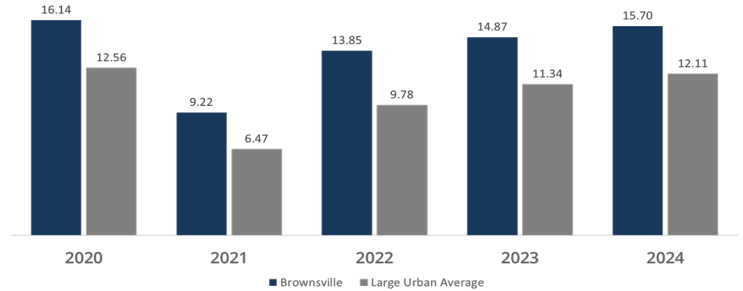


Productivity in the Past 5 Years

Unlinked Passenger Trips per Revenue Mile

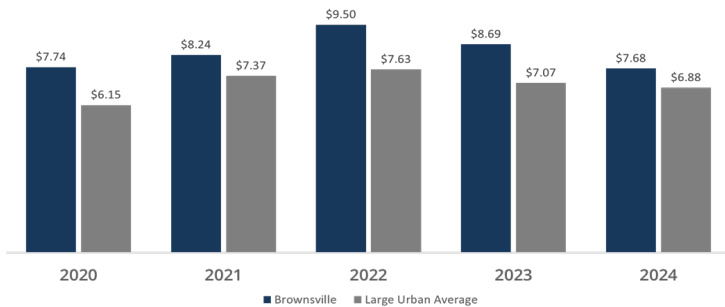


Unlinked Passenger Trips per Revenue Hour

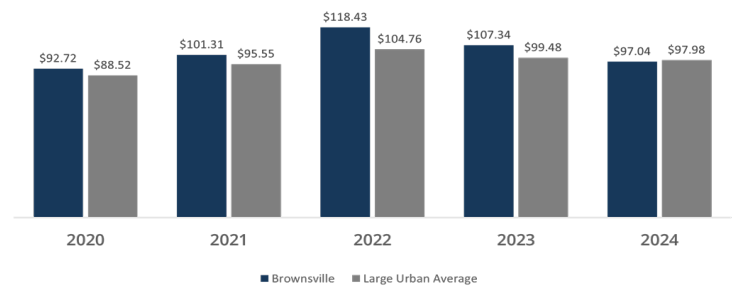


Efficiency in the Past 5 Years

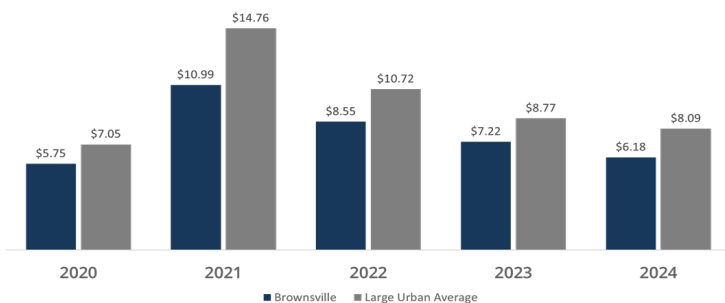
Operating Cost per Revenue Mile



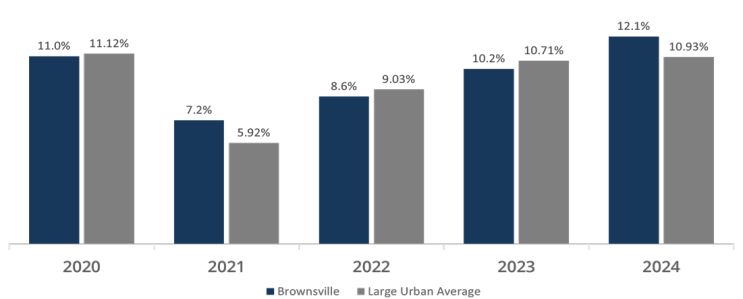
Operating Cost per Revenue Hour



Operating Cost per Passenger



Fare Recovery Ratio



Projects in 2025–2029⁴

Implementation Year	Project Name	Cost
No transit projects listed.		

Data Sources:

¹ TTI estimation based on (1) the 2018-2022 American Community Survey 5-Year Estimates, and (2) the U.S. Census Bureau 2024 TIGER/Line Shapefiles.

² TTI estimation based on the U.S. Census Bureau 2024 TIGER/Line Shapefiles.

³ Texas Department of Transportation, Public Transportation Division, PTN-128 FY2020-2024 Data.

⁴ TTI survey data.

⁵ TTI survey data. Staff counts include the number of full-time employees and part-time employees as of the last day in the fiscal year. The agency reported both public agency and private contractor employees who are dedicated at least 50% to the management or operation of the public transit services described in the profile. Staff counts does not include volunteers or employees at another transit district from which service is purchased.

Last Updated:

August 2025